

DISK


Design:2011

Application

Kitchen

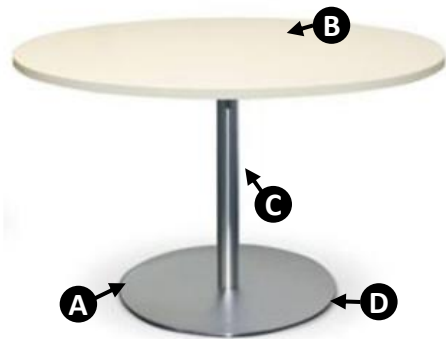
Meeting

Breakout





DISK



A – Brushed 304 stainless steel

B – Work tops in various sizes

C – Lock pin upright column

D – Floor levellers



DK6-9/425

*425mm High
*63mm Dia Column
*540mm Dia base
*Brushed stainless steel
(for tops 600~900)



DK6-9 (W/B)

*700mm High
*63mm Dia Column
*540mm Dia base
*Brushed stainless steel,
Satin White or Black Powder coat
(for tops 600~900)




DK10-12 (W)

*700mm High
*76mm Dia Column
*720mm Dia base
*Brushed stainless steel or
Satin White Powder coat
(for tops 1000~1200)

stockexpress® | White tops-25mm With matching ABS

Round



* R-600 | 600mm Dia
* R-700 | 700mm Dia
* R-750 | 750mm Dia
* R-900 | 900mm Dia
* R-1000 | 1000mm Dia
* R-1200 | 1200mm Dia

Square shape



* RT-6060 | 600 SQ
* DIA7070 | 700 SQ
* DIA7575 | 750 SQ
* DIA9090 | 900 SQ
* DIA1010 | 1000 SQ
* DIA1212 | 1200 SQ

Options:

Power coat in specific colour | Specific worktop surfaces | Shark nose edge | Power modules | Special size tops | Cut down to specific Height



